


Multilayer Chip Common Mode Choke Coil 叠层片式共模扼流圈

FEATURES 特点

- Multilayer monolithic construction yields high reliability and low profile 小尺寸，高可靠性
- Has high common mode impedance at high frequency 对高频共模噪声有良好的抑制作用



APPLICATIONS 应用

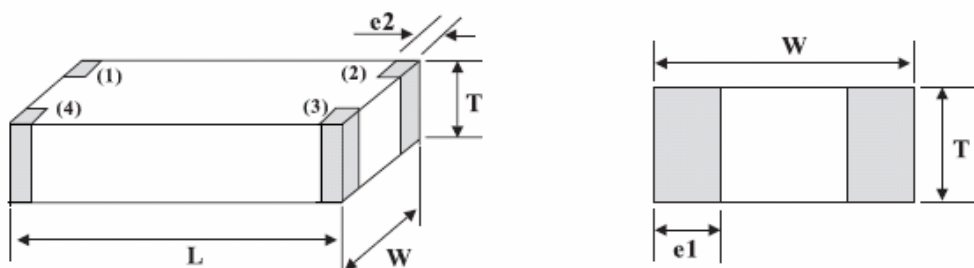
- Main board of personal computers, notebooks 个人电脑主版、笔记本电脑
- Printers, Scanners 打印机、扫描仪
- LCD monitors 液晶显示器

Product Identification 产品标识

HLCC **2012** **M** **900** **I** - **2**
 ① ② ③ ④ ⑤ ⑥

- ① Series name 系列名称
- ② Dimension 产品尺寸 L×W: 【2012= 2.0mm×1.2mm】
- ③ Material code: 材料编码
- ④ Impedance 阻抗值: 【900=90Ω 101=100Ω 102=1000Ω】
- ⑤ Packing Style 包装方式: 【T: Taping 编带盘装 B: Bulk 散装】
- ⑥ Number of signal lines 信号线数目

Shapes And Dimensions 外形及尺寸示意图



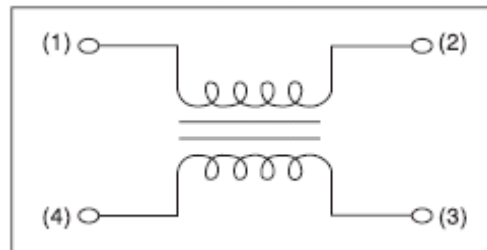
Type 型号	Dimensions (mm) [inch]				
	L长	W宽	T高	e1	e2
1210 [0504]	1.25±0.10 [0.049±0.004]	1.00±0.10 [0.039±0.004]	0.60±0.15 [0.024±0.006]	0.30±0.10 [0.012±0.004]	0.20±0.10 [0.008±0.004]
2012 [0805]	2.00±0.2 [0.079±0.008]	1.25±0.20 [0.049±0.008]	0.85±0.20 [0.033±0.008]	0.30±0.10 [0.012±0.004]	0.30±0.10 [0.012±0.004]
3216 [1206]	3.20±0.20 [0.126±0.008]	1.60±0.20 [0.063±0.008]	1.15±0.20 [0.045±0.008]	0.40±0.20 [0.016±0.008]	0.30±0.20 [0.012±0.008]

Multilayer Chip Common Mode Choke Coil 叠层片式共模扼流圈

Electrical Characteristics 电气性能

Part No.	Common Mode Impedance (Ω) At 100MHz	IR (mA) /max.	RDC (Ω)/max.	Rated Voltage(V) /max.	Withstand voltage(V)	Insulation Resistance (M Ω)/min
HLCC1210M600-2	60	180	1.5	10	20	10
HLCC1210M900-2	90	160	1.75	10	20	10
HLCC1210M121-2	120	140	2.2	10	20	10
HLCC1210M201-2	200	130	2.7	10	20	10
HLCC2012M900-2	90	100	1.0	16	40	20
HLCC2012M121-2	120	100	1.3	16	40	20
HLCC2012M301-2	300	100	2.0	16	40	20
HLCC2012M601-2	600	100	2.5	16	40	20
HLCC3216M900-2	90	100	1.0	16	40	20
HLCC3216M121-2	120	100	2.0	16	40	20
HLCC3216M221-2	220	100	2.5	16	40	20
HLCC3216M601-2	600	100	3.0	16	40	20

Inner equivalent circuit 内部等效电路图



Characteristic curve 特性曲线

